

# tempmate<sup>®</sup>-S2

## OPERATION INSTRUCTIONS

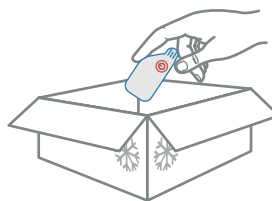
 Start Button

 Green LED

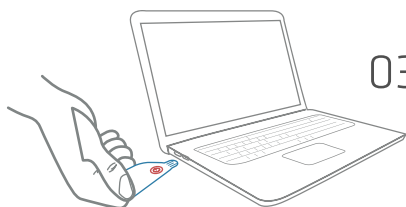
 Red LED



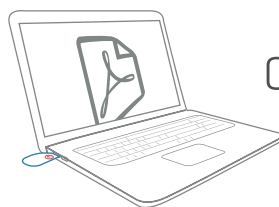
01 Keep button pressed for minimum 5 seconds to start recording



02 Add started **tempmate<sup>®</sup>-S2** to your shipment



03 Connect stopped logger directly to USB port



04 The PDF report will be generated automatically



5 sec.

Start Logger  
Stop Logger

**Rec.**



**Stop**



1 time

Not started  
Low battery



3 sec. 

Recording-OK



Recording-Alarm



Stopped-OK



Stopped-Alarm



2 times

Set Mark  
Mark limit full

**Mark**



**Mark**

