

# OPERATION INSTRUCTIONS

 Start Button

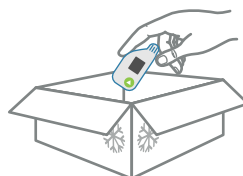
 Stop Button

 Green LED

 Red LED



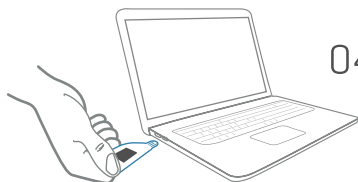
**01** Keep green button pressed for minimum 5 seconds to start recording



**02** Add started **tempmate®-M2** to your shipment



**03** Keep red button pressed for minimum 5 seconds to stop recording



**04** Connect stopped logger directly to USB port



**05** The PDF report will be generated automatically

 LED Indication  
 Display Indication

  
5 sec.

Start Logger

**Rec.** 

  
5 sec.

Stop Logger

**Stop** 

  
2 times

Set Mark

**Mark** 

Mark limit full

**Mark** 

  
1 time



Not started



Low battery

3 sec. 

Recording-OK

**Rec.**  

Recording-Alarm

**Rec.**  

Stopped-OK

**Stop**  

Stopped-Alarm

**Stop**  

**meri.si**

Najboljši v merjenju.

**Elektronika Pahor d.o.o.**  
Brnčičeva ulica 9a  
1231 Ljubljana-Črnuče

tel.: 040 568 887  
e-pošta: [info@meri.si](mailto:info@meri.si)  
splet: [www.meri.si](http://www.meri.si)